



WitsView

2020 MI Introduction Kit

Jan, 2020

© 2017, TrendForce, All Rights Reserved

Contact us at : VivieLiu@TrendForce.com
service@witsview.com

CONTENTS

1

About TrendForce-WitsView

- General Overview
- Customer Alumni

2

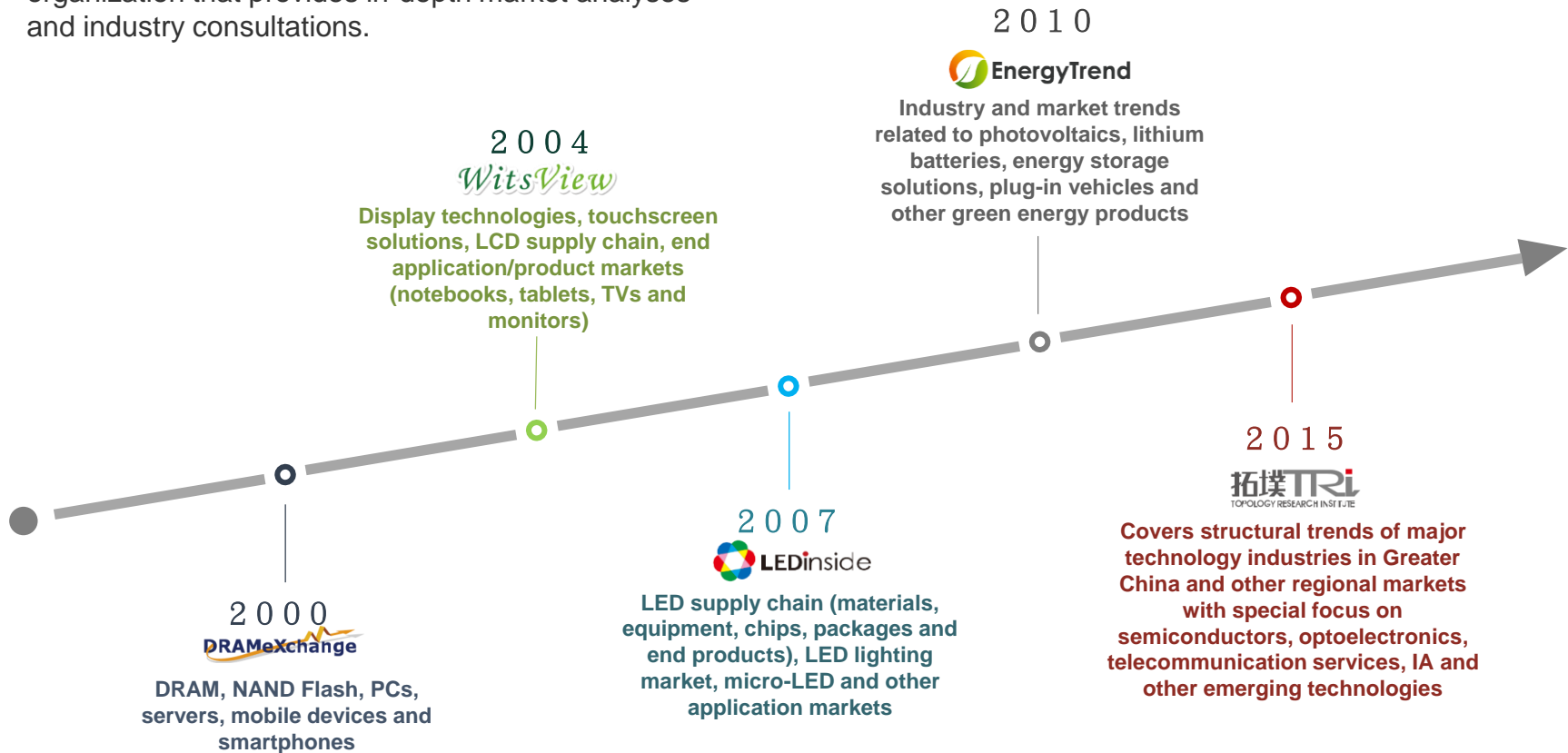
Market Intelligence Coverage

- Research Coverage
 - Report Introduction

General Overview



TrendForce is a globally respected research organization that provides in-depth market analyses and industry consultations.



of TRENDFORCE Corp.

Customer Alumni

Upstream Component

- **Component makers**

We serve our Upstream customers with timely panel industry information, helping them catch the latest market trends.

Supply Chain & Downstream Market

- **System Integrators**
- **Channel vendors**
- **Brand manufacturers**



Panel Industry

- **Panel makers**

Our comprehensive research and market insights allow our panel maker clients to make informed marketing decisions, and respond promptly to the changing market dynamics.

Finance / Banking

- **Investment firms**
- **Government Orgs.**

With a wide range of vital data from WitsView, Panel Market Followers and Players could easily get well managed of their business and deploy a feasible strategy.



WitsView General Overview

Launched in late 2004, WitsView Intelligence conducts a bottom-up market research in the form of data, graphs, or reports for technology companies and the investment community to read from.

The WitsView Intelligence Service is designed to serve as an invaluable database for clients, providing detailed market, financial and end product data at the simple click of a mouse.

Focusing on TV, Notebook, Monitor, Tablet and Mobile, subjects such as price, shipment, capacity, financial information, cost analysis, sufficiency and competitiveness are fully addressed. In addition, our concise and easy-to-digest data presentation helps clients get rid of the unnecessary hassles, and analyze the relevant data in a focused and wisely manner.

For more about details, please visit www.witsview.com

The screenshot displays the WitsView website interface. At the top, there is a navigation bar with links for Home, About, Product & Service, Reports Download, Analysis, Press Center, Event, and Contact Us. Below the navigation bar, there are sections for 'Service Description' and 'New Reports'. The 'New Reports' section features three report thumbnails: 'Quarterly Smartphone Panel Shipment Tracker', 'Quarterly Long-term Shipment Forecast', and 'Quarterly Smartphone Market Status Update'. Below these, there are several data tables. The first table is a 'Monthly Report' showing shipment data for various product categories. The second table is 'LCD Smartphone Panel Price', showing price trends for different panel types. The third table is 'Street Price', showing current market prices for various products. The website also includes a 'Monthly Report' section with a list of reports and their dates.

Category	Product	2018-12-24	2018-12-24	2018-12-24	2018-12-24	Change
LCD TV	35"W UHD Open-Cell	141.0	145.0	143.0	140.0	-3.0
	43"W FHD Open-Cell	81.0	86.0	83.0	85.0	-2.0
	32"W HD Open-Cell	40.0	45.0	42.0	45.0	-3.0
MONITOR	27"W FHD LED	80.2	86.6	84.6	85.0	-0.4
	23.8"W FHD LED	58.5	64.1	62.1	62.8	-0.7
NOTEBOOK	17.3"W HD+ Wedge-LED	40.3	41.7	41.2	41.5	-0.3
	14.0"W HD Flat-LED	26.9	27.2	27.1	27.3	-0.2
	11.6"W HD Flat-LED	24.4	25.8	25.3	25.6	-0.3

App.	Spec	Low	High	Avg	Last Avg	Change
SMARTPHONE	5W HD IPS/Cell	1.7	2.2	1.9	2.1	-0.5%
	5.5W FHD IPS/Module	8.4	12.2	9.9	10.0	-0.5%

Market Intelligence Coverage



Market Intelligence Report Introduction

Upstream Component

Items	Frequency	Format	Application
01. Quarterly Key Component Market Update (Market Update, Status Quo)	Quarterly	PDF	TV, NB, MNT,TB
17. Quarterly Key Component Price Tracker (Glass Substrate, CF, Diver IC, Backlight, Polarizer)	Quarterly	Excel & PDF	TV, NB, MNT,TB
26. Quarterly Monitor& LCD TV Panel Cost & Breakdown (Panel Cost, Material Cost by size and Gen.)	Quarterly	Excel & PDF	TV, MNT
27. Quarterly Notebook & Tablet Panel Cost & Breakdown (Panel Cost, Material Cost by size and Gen.)	Quarterly	Excel & PDF	NB,TB
NEW 28. New Display Technology Cost Analysis Report (OLED / Mini LED Panel Cost, New Technology Update)	Quarterly	Excel & PDF	TV, NB, MNT,TB
NEW 29. Display Driver IC Supply Chain & Market Status (Display Driver IC Market Trends, Supply Chain Update, Price and Cost Analysis)	Quarterly	PDF	TV, NB, MNT,TB

Market Intelligence Report Introduction

Panel Industry (1)

Items	Frequency	Format	Application
02. Quarterly Panel Industry Market Update (Market Update, Status Quo)	Quarterly	PDF	TV, NB, MNT,TB
NEW 05+. Monthly Panel Price Book Plus & Market Status Update (Price by “REGION” and size, with High, Low, Ave. Price, New Models Added)	5 th ,20 th /Monthly	Excel & PDF	TV, NB, MNT
07. Monthly Panel Price Forecast (One-year Forecast Price by size, Average Price only)	Monthly	Excel	TV, MNT
10. Monthly Panel Shipment Tracker (Panel Shipment by panel maker, area, and Forecast)	Monthly	Excel & PDF	NB,TB

(NB=Notebook; MNT=Monitor; TB=Tablet)

Market Intelligence Report Introduction

Panel Industry (2)

Items	Frequency	Format	Application
22. Quarterly Sufficiency Analysis Report (Breakdown by size and area, Supply-demand glut ratio)	Quarterly	Excel & PDF	TV, NB, MNT, TB
23. Quarterly Panel Capacity Status Report (Fab lineup, Forthcoming Capacity, Generation Transition, etc.)	Quarterly	Excel & PDF	TV, NB, MNT, TB
S3. Monthly Panel Supplier Utilization Operation Tracker (Available Capacity, Glass input, Utilization by Makers)	Monthly	Excel	TV, MNT

(NB=Notebook; MNT=Monitor; TB=Tablet)

Market Intelligence Report Introduction

Downstream Market (1)

Items	Frequency	Format	Application
03. Quarterly TV Industry Market Update (Market Update, Status Quo)	Quarterly	PDF	TV
08. Monthly Street Price Book (Street Price with High, Low Avg. by size)	Monthly	Excel	TV, MNT
12. Monthly Monitor System Integrator Shipment Tracker (Shipment ranking, Unit by size, vender Ratio, etc.)	Monthly	Excel & PDF	MNT
13. Monthly Branded Monitor Shipment Tracker (Shipment by size, brand, supply chain, etc.)	Monthly	Excel & PDF	MNT
14. Quarterly LCD TV System Integrator Shipment Tracker (Unit, market share, breakdown by size, etc.)	Monthly	Excel & PDF	TV

(NB=Notebook; MNT=Monitor; TB=Tablet)

Market Intelligence Report Introduction

Downstream Market (2)

Items	Frequency	Format	Application
15. Monthly Branded LCD TV Shipment Tracker (Branded shipment by size, market share, etc.)	Monthly	Excel & PDF	TV
16. Monthly Notebook Brands & ODM Shipment Tracker (ODM Shipment, Branded shipment, etc.)	Quarterly	Excel & PDF	NB
S6. Quarterly Long-term Shipment Forecast (Long term Set by size, resolution, area)	Quarterly	Excel	TV, NB, MNT, TB, Mobile
T2. Quarterly IT Industry Market Update (Market Update, Status Quo)	Quarterly	PDF	MNT, NB, TB
T5. Quarterly Branded Tablet Shipment Tracker (Branded shipment, shipment share by size, etc.)	Quarterly	Excel & PDF	TB

(NB=Notebook; MNT=Monitor; TB=Tablet)

Market Intelligence Report Introduction

Smartphone Panel Industry

Items	Frequency	Format	Application
M1. Quarterly Smartphone Market Status Update (Mobile Display Market Update, Status Quo)	Quarterly	PDF	Mobile
M2. Quarterly Smartphone Panel Shipment Tracker (Street Price with High, Low Avg. by size)	Quarterly	Excel & PDF	Mobile
M3. Quarterly LTPS Capacity Status Report (Shipment ranking, Unit by size, vender Ratio, etc.)	Quarterly	Excel & PDF	Mobile
M4. Monthly Smartphone Panel Price Book and Forecast (Shipment by size, brand, supply chain, etc.)	Monthly	Excel & PDF	Mobile
M5. Quarterly Smartphone Panel Cost Breakdown (Unit, market share, breakdown by size, etc.)	Quarterly	Excel & PDF	Mobile
S5. Smartphone Market Decode (Smartphone Industry Market Status)	Quarterly	Excel & PDF	Mobile

NEW

(NB=Notebook; MNT=Monitor; TB=Tablet)

WitsView

of TRENDFORCE Corp.

Taipei Beijing Shenzhen Shanghai Fujian Anhui ©TrendForce All Rights Reserved

page12

Market Intelligence Report Introduction

Supply Chain

Items	Frequency	Format	Application
S1. Monthly LCD TV Panel Supply Chain Tracker (Supply demands by vendors, etc.)	Monthly	Excel	TV
S2. Monthly Notebook Panel Supply Chain Tracker (Supply demands by vendors, etc.)	Monthly	Excel	NB
S4. Monthly Monitor Panel Chain Tracker (Supply demands by vendors, etc.)	Monthly	Excel	MNT

(NB=Notebook; MNT=Monitor; TB=Tablet)

Market Intelligence Report Introduction

Data Base

Items	Frequency	Format	Application
24. Quarterly Financial Result Report	Quarterly	Excel	--
H1. Historical Panel Shipment Pivot	Quarterly	Excel	TV, NB, MNT,TB, Mobile
H2. Historical Monitor System Integrator Shipment Pivot	Quarterly	Excel	MNT
H3. Historical Monitor Branded Shipment Pivot	Quarterly	Excel	MNT
H4. Historical Price Data (Panel Price & Street Price)	Quarterly	Excel	TV, NB, MNT,TB, Mobile

(NB=Notebook; MNT=Monitor; TB=Tablet)

CONTACTS

Thank you.

If you have any question, please contact us at :

WitsView





Vivie Liu

+886-2-89786488 ext. 923

VivieLiu@TrendForce.com

TrendForce & TRI

Research Areas

- | | |
|--|---|
|  IC |  Consumer Electronics |
|  Memory |  Green Energy |
|  LED |  Display Panel |
|  Smartphones & Apps |  Automotive Technology |
|  Cloud Computing & IoT |  AI |
|  Intelligent Living |  Industry 4.0 |
|  Innovative Technology |  Biotechnology & Medicine |
|  Communication, Broadband & Networking |  Digital Economy |
|  Gov. & Ent. Consulting Service |  Robots & UAVs |

Sales & Services

WitsView

- TFT-LCD、OLED、Mobile、Tablet、NB、Monitor、TV

Vivie Liu

+886-2-89786488 ext. 923

VivieLiu@TrendForce.com

LEDinside

-LED, Lighting, Micro-LED

Joanne Wu

+886-2-89786488 ext. 912

JoanneWu@TrendForce.com

DRAMExchange

-DRAM, NAND Flash, Foundry

Latte Chung

+886-2-89786488 ext. 817

LatteChung@TrendForce.com

EnergyTrend

-PV, Battery

Melissa Ye

+886-2-89786488 ext. 823

MelissaYe@TrendForce.com

拓璞TRI

TOPOLOGY RESEARCH INSTITUTE

-Communication & Broadband, Consumer Electronics, Innovative Technological Applications, Automotive, Industry 4.0, Digital Economy, Biotechnology, Gov. & Ent.

Members Hotline

+886-2-89786488 ext. 612 Service@topology.com.tw

Inquiries & Consultation

Jack Yang

+886-2-89786488 ext. 731 Jackyang@topology.com.tw

WitsView

of TRENDFORCE Corp.

Taipei Beijing Shenzhen Shanghai Fujian Anhui ©TrendForce All Rights Reserved

page16